

Modular junction box

340005



TRACELEC 
HEATING SOLUTIONS

340005

MODULAR JUNCTION BOX

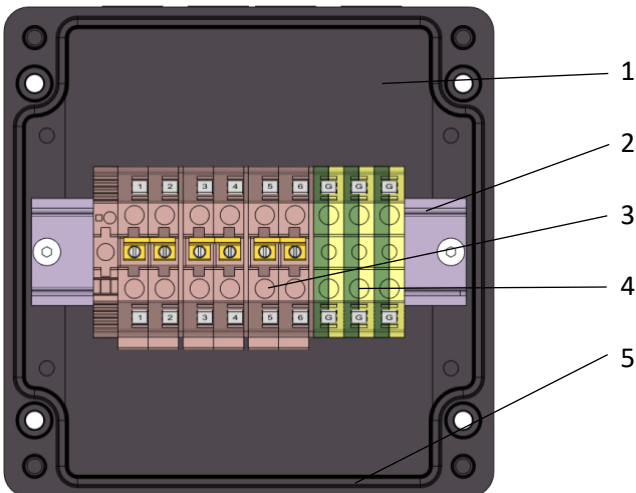
1. DESCRIPTION



Modular junction box for installation in corrosive environments compatible with all types of self-regulating and constant power heating cables. It is approved for use in ordinary and ATEX areas.

It is designed to connect to power network or to splice up to six (6) heating cables.

2. CONSTRUCTION



Components		
No.	Description	Amount
1	Ex certified enclosure	1
2	DIN-Rail	1
3	Power terminals	6
4	Earth terminals	3
5	ATEX plug	7








3. FEATURES

Corrosion and shock resistant, fiberglass reinforced polyester junction boxes are an excellent choice for electrical connections between heating cable and power cable, as well as for heating cable splicing.

Main features:

- Enclosure with stainless steel screws
- Mounting holes out of the gasket area
- Threaded holes for rails, mounting plates, and box entry glands.


4. SPECIFICATIONS

Description	Data												
Entries	1 x M25 + 6 x M20												
Max. operating voltage	440 V												
Max. operating current	50 A												
Protection level	II 2G Ex eb IIC T6 Gb; II 2 D Ex tb IIIC Db												
Certificate no.	IBExU13ATEX1004X												
Ingress protection	IP66												
T-rating (Gas)	T6 (85 °C)												
Max. surface temperature	85° C												
Ambient temperature range	-20 °C ~ 40 °C												
Impact resistance	7 J												
Flammability	UL 94 V-0, self-extinguishing												
Material	Enclosure: Fiberglass reinforced polyester												
	Gasket: Silicone												
	Screws: Stainless Steel												
Color	Black (RAL 9011)												
Terminal section	10 mm ²												
Approvals	        												
Classifications	<table border="0"> <tr> <td>ETIM 6.0</td> <td>EC002503</td> <td>ETIM 7.0</td> <td>EC002503</td> </tr> <tr> <td>eClass 9.0</td> <td>27-18-05-02</td> <td>eClass 9.1</td> <td>27-18-05-02</td> </tr> <tr> <td>eClass 10.0</td> <td>27-18-05-02</td> <td></td> <td></td> </tr> </table>	ETIM 6.0	EC002503	ETIM 7.0	EC002503	eClass 9.0	27-18-05-02	eClass 9.1	27-18-05-02	eClass 10.0	27-18-05-02		
ETIM 6.0	EC002503	ETIM 7.0	EC002503										
eClass 9.0	27-18-05-02	eClass 9.1	27-18-05-02										
eClass 10.0	27-18-05-02												

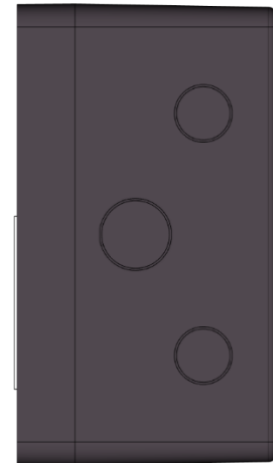

340005

MODULAR JUNCTION BOX

5. HOLE LOCATIONS

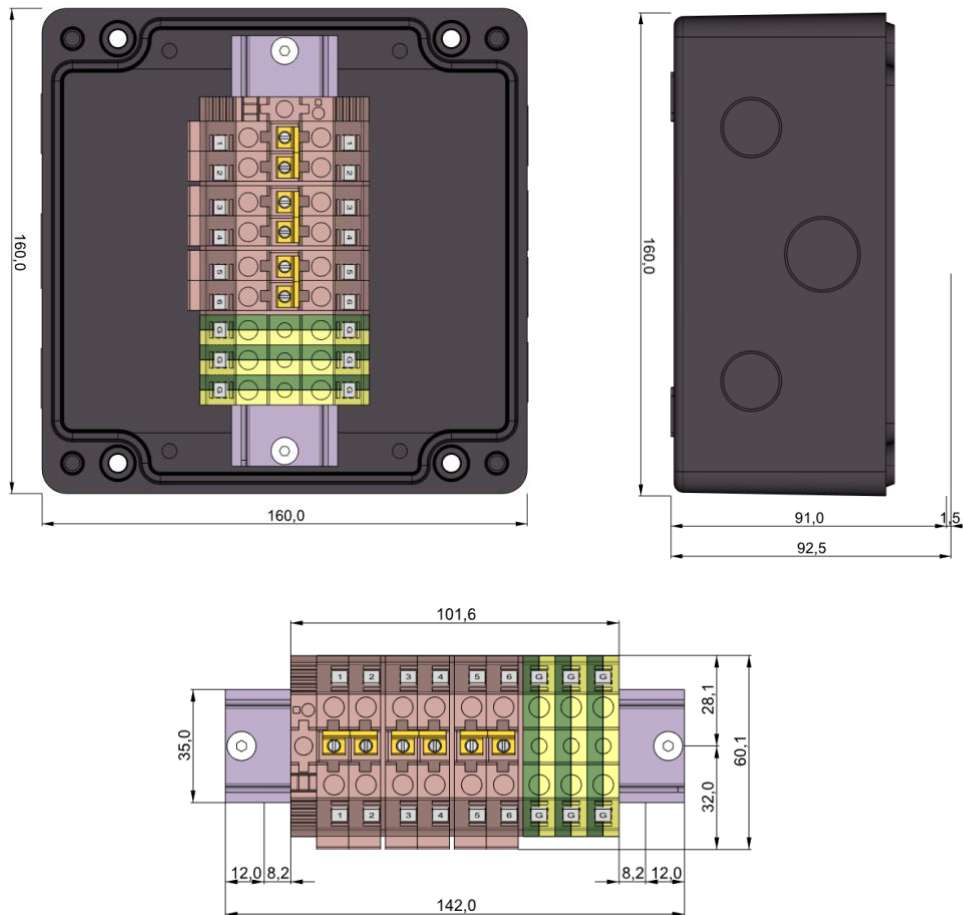


Side D (Right): 4xM20



Side C (Left): 1xM25 + 2xM20

6. DIMENSIONES



* Dimensions in mm.



TRACELEC

HEATING SOLUTIONS

c/ Josep V. Foix 10 · 43007 Tarragona · Spain
+34 977 290 039 · ofertas@tracelec.es
www.tracelec.es